


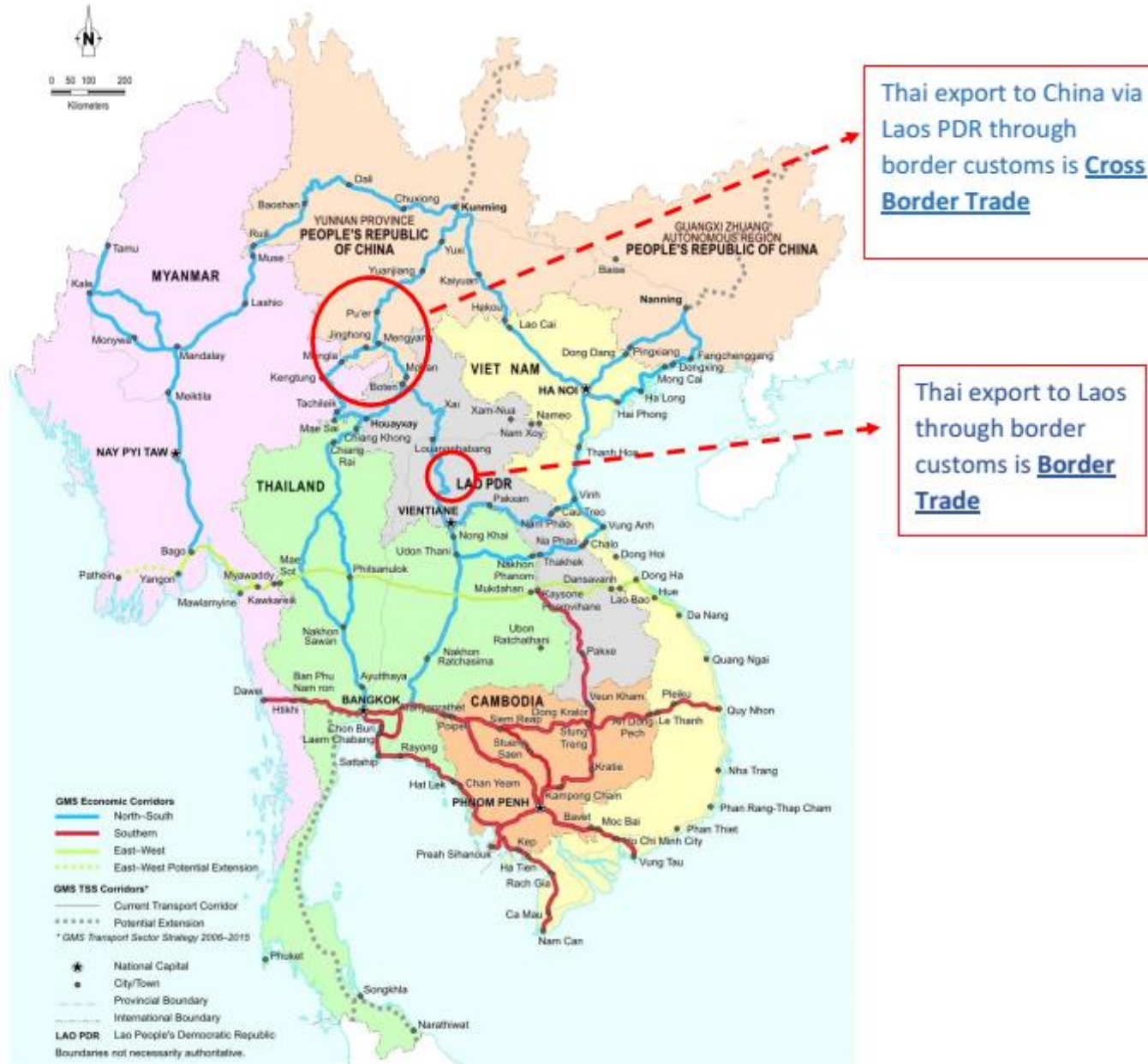
Initiatives to facilitate border trade in the Lancang-Mekong region

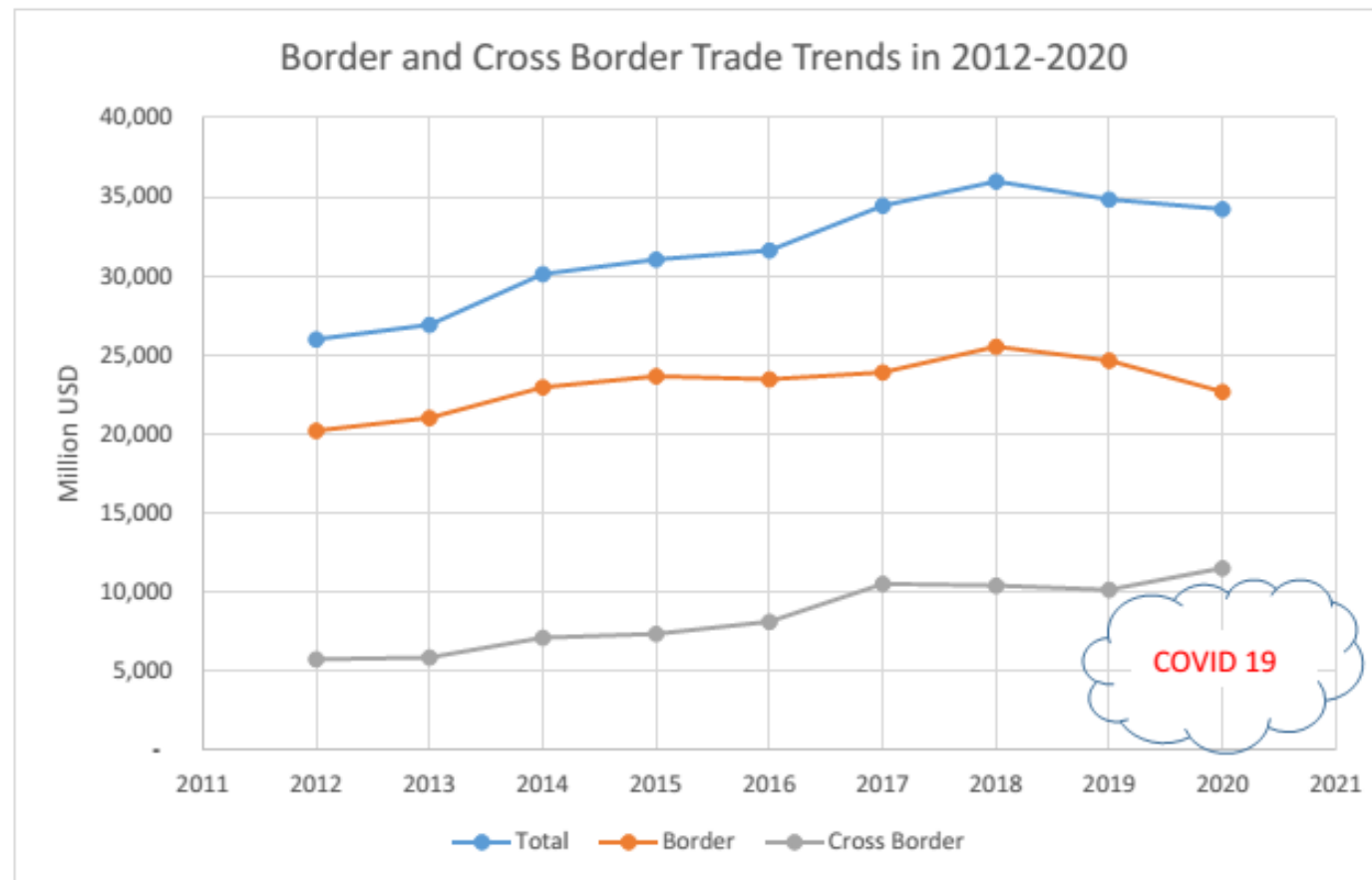


Mr. Niwat Hansaward
Expert Level Trade officer
Department of Foreign Trade,
Ministry of Commerce, Thailand



Example of Border Trade vs Cross Border Trade



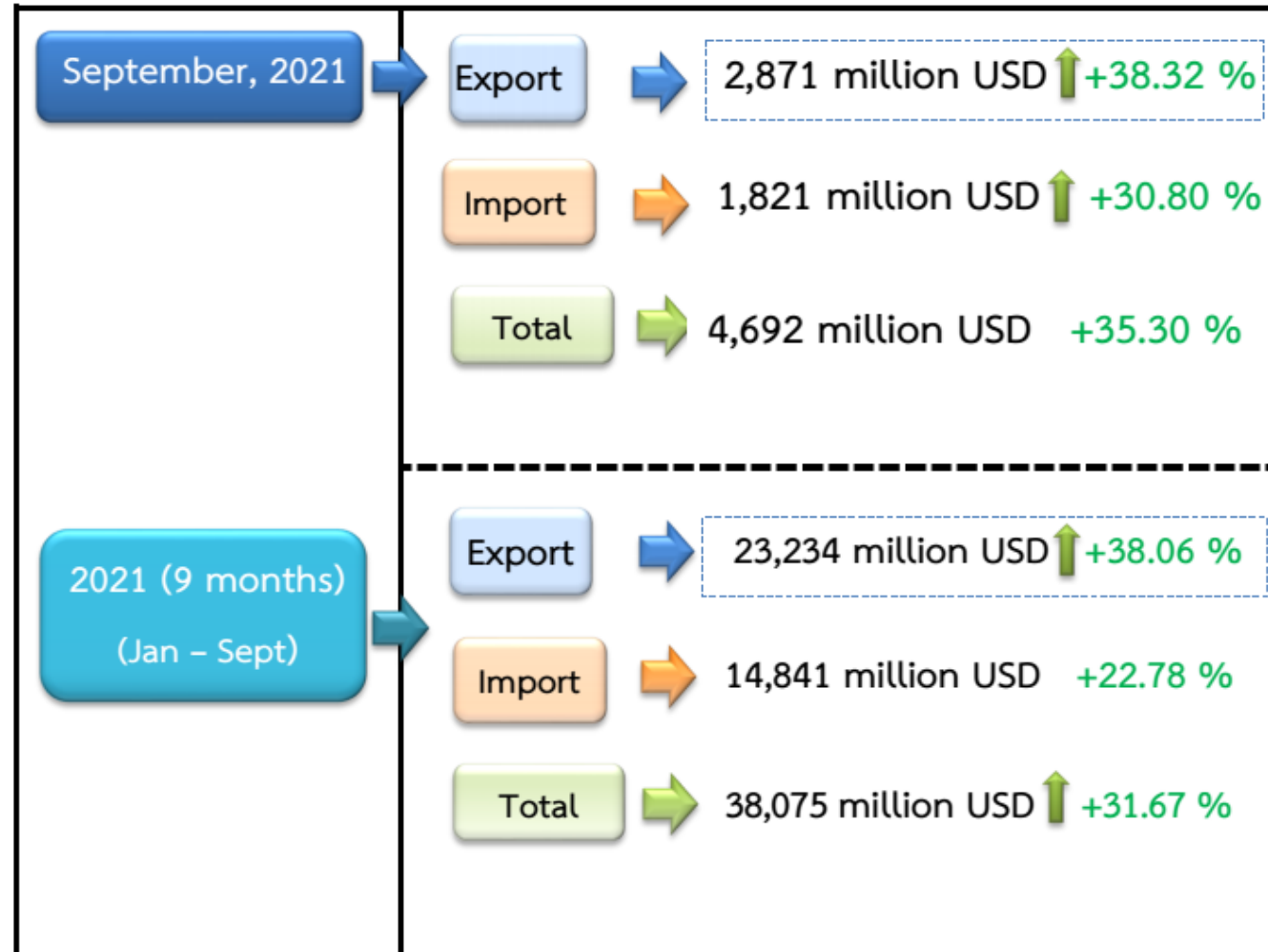






	2012	2013	2014	2015	2016	2017	2018	2019	2020
Total	26,010	26,935	30,132	31,049	31,635	34,452	35,987	34,854	34,238
Border	20,234	21,050	22,978	23,671	23,488	23,910	25,546	24,669	22,691
Cross Border	5,777	5,886	7,153	7,378	8,147	10,542	10,440	10,184	11,547




Million USD

Border Trade and Cross Border Trade Volume (Jan – Sept 2021)

1 Overview



September, 2021		➤ Export	1,588 million USD	↑ +43.93 %
		➤ Import	918 million USD	↑ +14.80 %
		➤ Total	2,506 million USD	↑ +31.68 %
 Malaysia Main Thai Customs Exporting: <ul style="list-style-type: none"> Sadao Customs 	Export	3,852million USD	↑ + 50.92%	
	Import	3,282 million USD	↑ +22.68 %	
	Total	7,135 million USD	↑ + 36.47 %	
	<i>Main Export goods : Computers/ Rubber / VDO and Audio electrics</i>			
 Myanmar Main Thai Customs Exporting <ul style="list-style-type: none"> Mae Sot Customs 	Export	2,543 million USD	↑ + 29.50 %	
	Import	1,839 million USD	↑ + 0.64%	
	Total	4,382 million USD	↑ + 15.59 %	
	<i>Main Export goods: Electric Wire/ Diesel / fertilizer</i>			
 Cambodia Main Thai Customs Exporting <ul style="list-style-type: none"> Aran Customs 	Export	3,135 million USD	↑ + 3.37 %	
	Import	588 million USD	↑ + 11.68%	
	Total	3,723 million USD	↑ + 4.60 %	
	<i>Main Export goods: Non Alcohol beverage/ Cars / Machine</i>			
 Laos Main Thai Customs Exporting: <ul style="list-style-type: none"> Mukdahan Customs 	Export	2,735 million USD	↑ + 19.24 %	
	Import	1991 million USD	↑ + 6.26 %	
	Total	4,726 million USD	↑ + 13.40%	
	<i>Main Export goods:: Gold / Diesel/ Petroleum</i>			
Jan – Sept 2021		➤ Export	12,266 million USD	↑ +24.61 %
		➤ Import	7,699 million USD	↑ +11.55 %
		➤ Total	19,965 million USD	↑ + 19.23 %

September, 2021		Export	1,283 million USD	↑ +31.95 %
		Import	902 million USD	↑ +52.44 %
		Total	2,185 million USD	↑ +39.70 %
 China	Export	4,844 million USD	↑ + 72.18 %	
	Import	3,811 million USD	↑ + 55.85 %	
	Total	8,654 million USD	↑ + 64.59 %	
	<i>Main Export goods: Computers/ Fruits / Rubber</i>			
 Singapore	Export	1,212 million USD	↑ + 57.49 %	
	Import	1,470 million USD	↑ +27.34 %	
	Total	2,682 million USD	↑ +39.40 %	
	<i>Main Export goods: Computers/ Motor Engine / Electric Circuit</i>			
 Vietnam	Export	1,019 million USD	↑ + 1.15 %	
	Import	558 million USD	↑ + 58.06 %	
	Total	1,757 million USD	↑ + 15.92 %	
	<i>Main Export goods: Transistor / Alcohol beverage / Batteries</i>			
Others Countries		Export	552 million USD	↑ +46.81 %
		Import	132 million USD	↑ +17.22 %
		Total	684 million USD	↑ +39.99 %
Jan – Sept 2021		Export	3,894 million USD	↑ + 62.57 %
		Import	1,302 million USD	↑ + 5.70 %
		Total	5,196 million USD	↑ + 43.25 %

DFT's core service related to border trade

- Department of Foreign Trade (DFT) issues more than 1 million trade-related documents annually which can be separated into 2 main types of documents

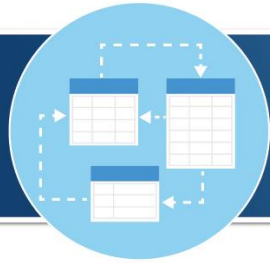
Document related to trade measures

- Import-Export Licenses
- Tariff-Rate Quota (TRQ) Certificate for import of goods
- Other certificates in accordance with international agreement such as Kimberly Process Certificate for rough diamonds etc.

Certificate of Origin (C/O)

- Preferential C/O under Free Trade Agreement/ Regional Trade Agreement
- Non-Preferential C/O





Core Services

2020		1.11 Million documents accounted for 80.71 Billion USD
2021 (Jan - Sep)		0.89 Million documents accounted for 72.32 Billion USD

Trade-related Documents

Issuing Import-Export Licenses and Certificate

Issuing Certificate of Origin (C/O)

2020



0.1 Million documents
accounted for **9.82** Billion USD



1.01 Million documents
accounted for **70.89** Billion USD

2020

2021
(Jan - Sep)



0.07 Million documents
accounted for **8** Billion USD



0.81 Million documents
accounted for **64.32** Billion USD

2021
(Jan - Sep)

Import-Export
Licenses

Tariff-rate Quota (TRQ)
Certificate

Preferential
(under Free Trade Agreements)

Non - Preferential



What DFT has done to facilitate cross-border trade

Key initiative: Enhance Paperless Trading through Digital Innovation

(Paperless / e – Form C/O System)



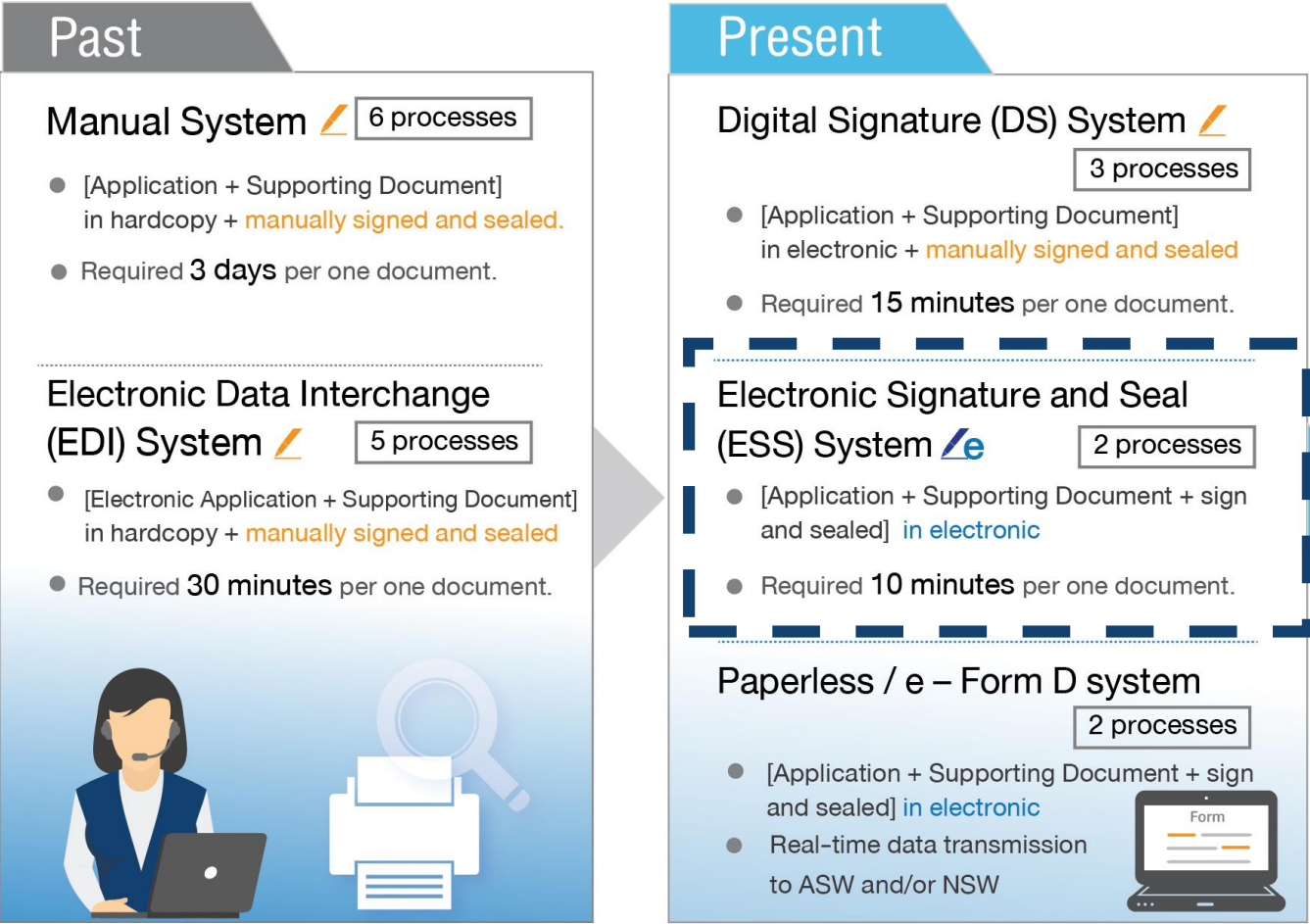
- DFT provides paperless service for **35 products**, as follows:

- **TRQ Certificates for 21 products** under WTO agricultural agreement and other FTAs e.g . **Tea, Milk and Cream and Coffee Products etc.**
- **Export Licenses for 9 goods**, Potassium permanganate, Coffee beans, Coffee Products, Caffeine, Soybean meal, Charcoal, **Wood Charcoal, Wood and Teak**, and Seashells.
- **Import License for 5 products**, namely, Clenbuterol, Albuterol or Salbutamol, Caffeine, Stone, and Fish meal

- DFT issues electronic C/O for export of goods to ASEAN (e – Form D)

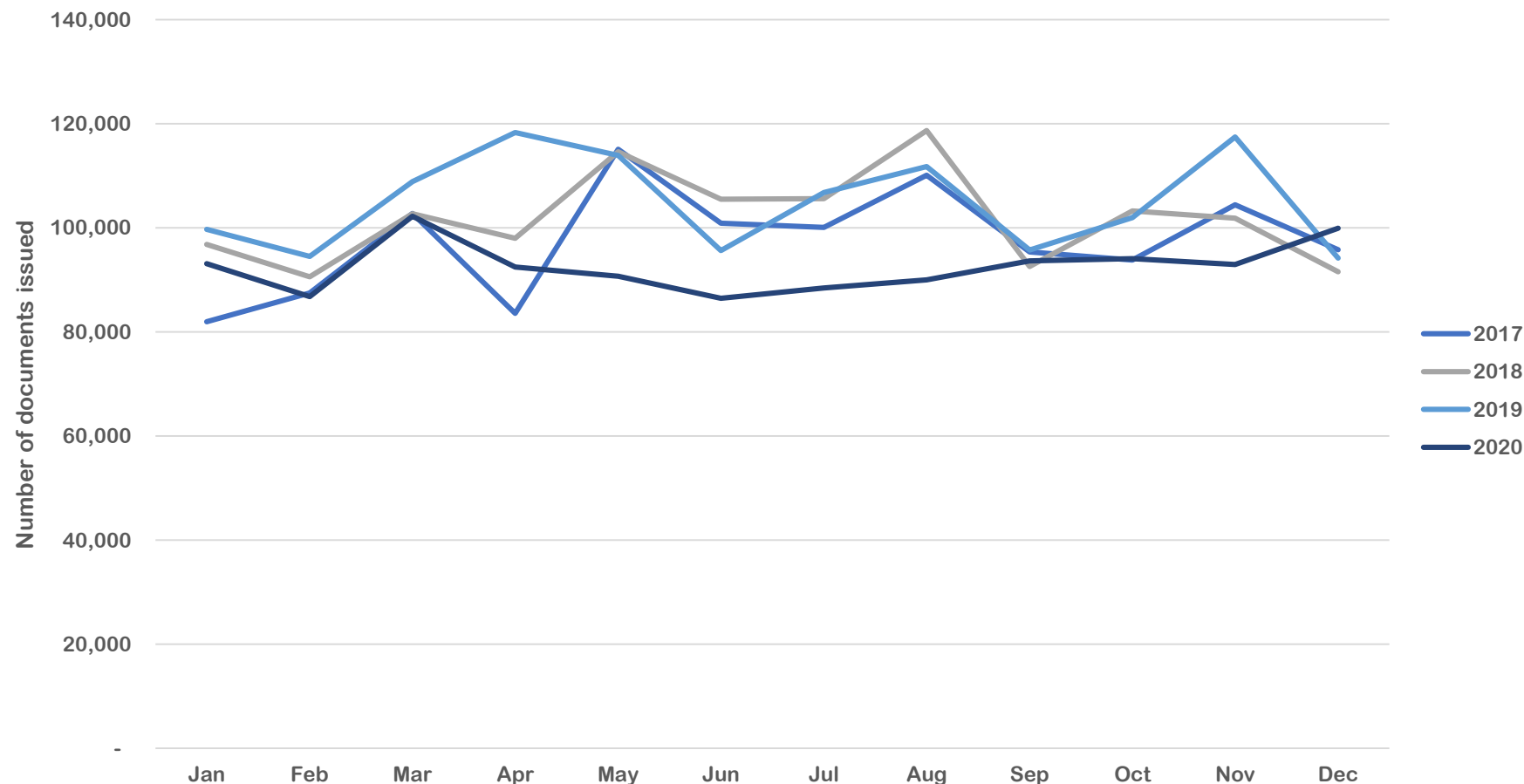


Key initiative: Using Electronic Signature and Seal to minimize the impact of COVID-19



- Wet-ink signature and seal on Certificate of Origin (C/O) is replaced by Electronic Signature and Seal (ESS)
- Reduce time and process as well as the risk of COVID-19
- Apply to all Form D issued since 20 September 2020 and Form E to China issued since 1 July 2021

Result: Continuous service throughout the pandemic



During COVID-19 Pandemic, lockdown measures did not affect DFT service relating to border trade as digital technology assisted the Department to speedy cope with new normal procedures and practices

Result: Improve Time across the border

Trading across Borders - Thailand

Indicator	Thailand	East Asia & Pacific	OECD high income
Time to export: Border compliance (hours)	44	57.5	12.7
Cost to export: Border compliance (USD)	223	381.1	136.8
Time to export: Documentary compliance (hours)	11	55.6	2.3
Cost to export: Documentary compliance (USD)	97	109.4	33.4
Time to import: Border compliance (hours)	50	68.4	8.5
Cost to import: Border compliance (USD)	233	422.8	98.1
Time to import: Documentary compliance (hours)	4	53.7	3.4
Cost to import: Documentary compliance (USD)	43	108.4	23.5

Source: Doing Business 2020

- Paperless Licenses and Tariff-Rate Quota (TRQ) Certificates service of DFT help reducing document compliance time to import and export as traders can complete customs clearance procedure with electronic data that being transmitted through National Single Window (NSW) of Thailand
- Thailand has done better than average of East Asia and Pacific Countries and has improved to the level close to OECD high income average



THANK YOU

Trade and Investment Cooperation Division, Department of Foreign Trade

www.dft.go.th Hotline 1385

